

High Temperature Ovens/ Heat Chambers (600°C)

SP - 60 C FIRE
SP - 190 C FIRE
SP - 420 C FIRE
SP - 875 C FIRE

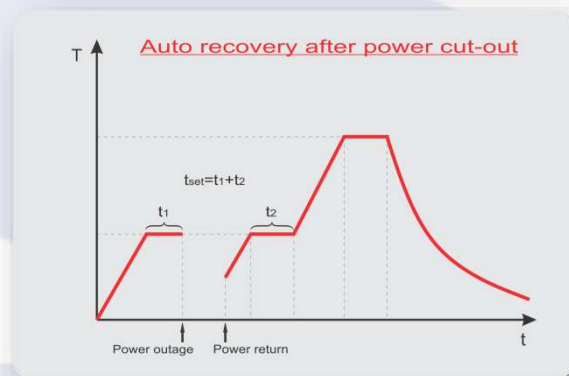
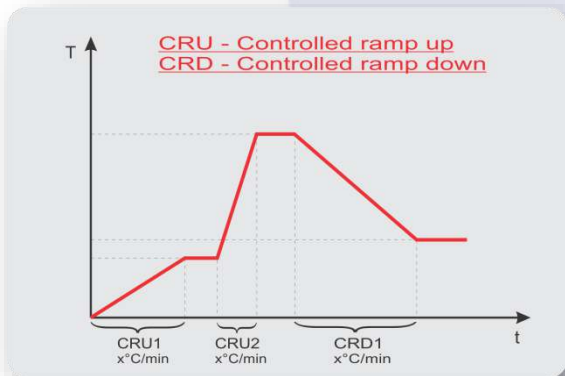
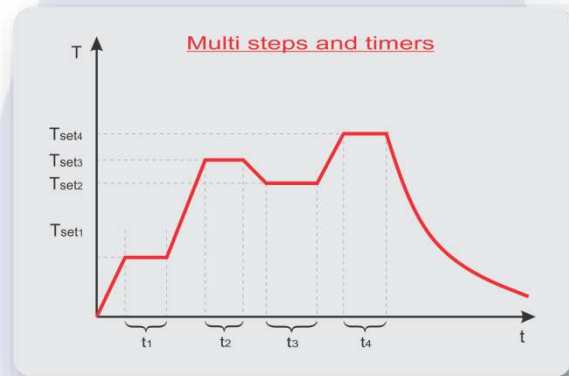
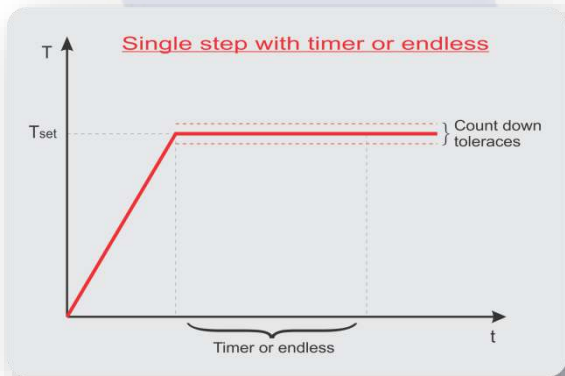
Heat treatment, surface treatment, curing all at precise temperature:

- Heat treatment for stress release
- Heat treatment for sintering
- High temperature drying
 - Molds preheating
 - Fills curing








Controller functions:



Technical data:

	SP - 60 C FIRE	SP - 190 C FIRE	SP - 420 C FIRE	SP - 875 C FIRE
				
External dimensions (WxHxD) in mm	712 x 673 x 655	942 x 883 x 836	1062x973x1030	1461 x 1768 x 1066
Internal dimensions (WxHxD) in mm	400 x 400 x 400	600 x 600 x 543	750 x 700 x 755	998 x 1250 x 700
Volume (L)	64	190	400	875
Temperature range (°C)	T _{ambient} +10...600	T _{ambient} +10...600	T _{ambient} +10...600	T _{ambient} +10...600
Temperature display resolution (°C)	0,1	0,1	0,1	0,1
Temperature set resolution (°C)	1	1	1	1
Temperature stability (°C)	±0,5°C@200°C ±0,5°C@350°C ±1,0°C@500°C	±1,0°C@200°C ±1,0°C@350°C ±1,0°C@500°C	±1,0°C@200°C ±1,0°C@350°C ±1,0°C@500°C	±1,0°C@200°C ±1,0°C@350°C ±1,0°C@500°C
Shelves	2 (max 3)	2 (max 4)	2 (max 4)	2 (max 8)
Shelve capacity (kg)	25	30	50	50
Max capacity (kg)	50	100	300	400
Exhaust (mm)	Ø40	Ø40	2 x Ø40	2 x Ø40
Heat-up rate	10°C / min	10°C / min	7°C / min	5°C / min
Temperature control	PID	PID	PID	PID
Power supply	3x400V,50Hz (230V,50Hz-optional)	3x400V,50Hz	3x400V,50Hz	3x400V,50Hz
Wattage (W)	6300 (3200)	9000	18000	18000
Interface	RS-232 (USB, Ethernet as accessory)	RS-232 (USB, Ethernet as accessory)	RS-232 (USB, Ethernet as accessory)	RS-232 (USB, Ethernet as accessory)
Access port (mm)	Ø40	Ø40	Ø40	Ø40
Noise (dBA) @ 1 m distance	64	64	65	65
Weight (kg)	~185	~270	~390	~480

Ordering information and accessories:

Description	Part no.
High temperature oven SP – 60 C FIRE	332
High temperature oven SP – 190 C FIRE	330
High temperature oven SP – 420 C FIRE	479
High temperature oven SP – 875 C FIRE	2547
Additional wire shelf for SP – 60 C FIRE	467
Additional wire shelf for SP – 190 C FIRE	468
Additional wire shelf for SP – 420 C FIRE	377
Additional wire shelf for SP – 875 C FIRE	2620
Exhaust fan unite combo. Combination with controlled intake and exhaust QS flaps and local fume hood above doors. *see photo below	63
USB interface	1466
Ethernet interface	1716
PC Software for Monitoring & History	1663
Evaluation report	1719
Trolley for SP – 60 C FIRE	2621
Trolley for SP – 190 C FIRE	2622
Trolley for SP – 420 C FIRE	2623

Exhaust fan unite combo:



