

CARTS AND LIFTERS FOR MORGUES

Code	Description
10519	CTB1 – SS single body stretcher cart. The top of the cart is equipped with tracks for easy sliding of the stretcher (stretcher not included). Four steering wheels with pedal locks. Approx net weight 30 Kg

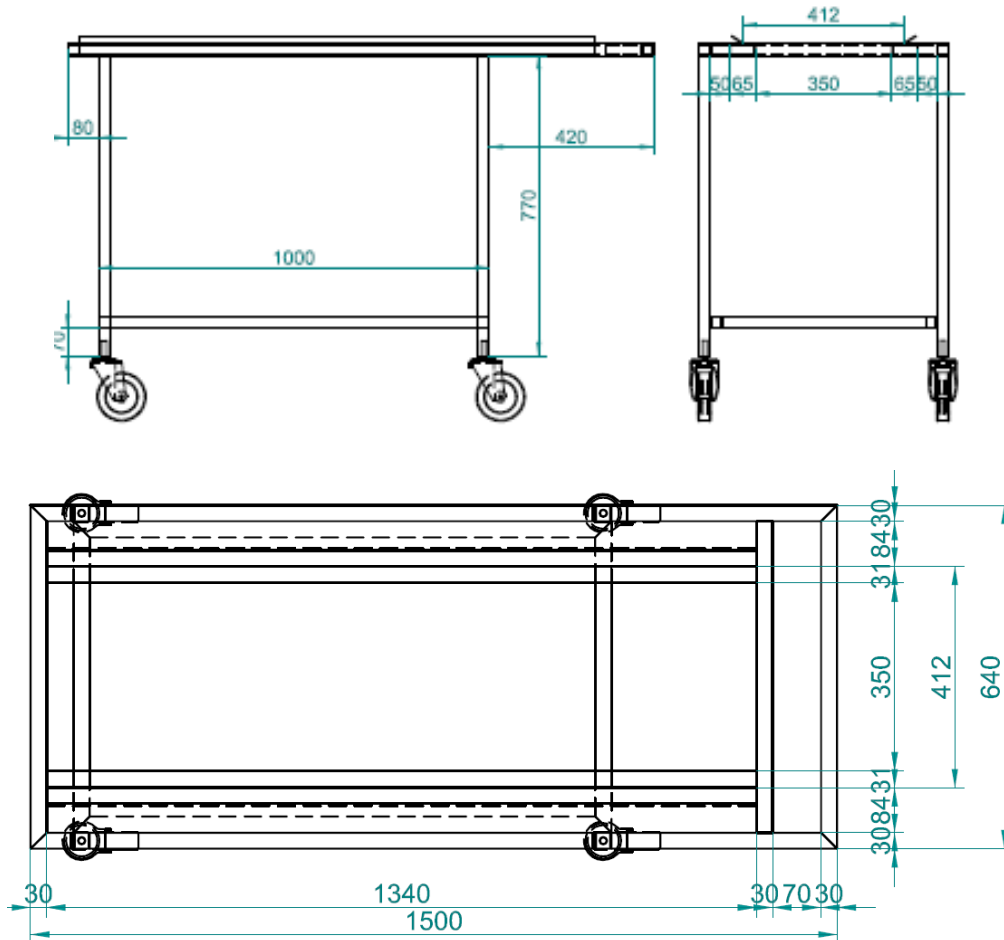


Figure 1 : CTB1 wheels cart

10520	CTB2 – same as CTB1 above but can carry two stretchers. Approx net weight 33 Kg
-------	--

13785 Additional body stretcher. It's suitable for all ALS mortuary cambers, carts and lifter.

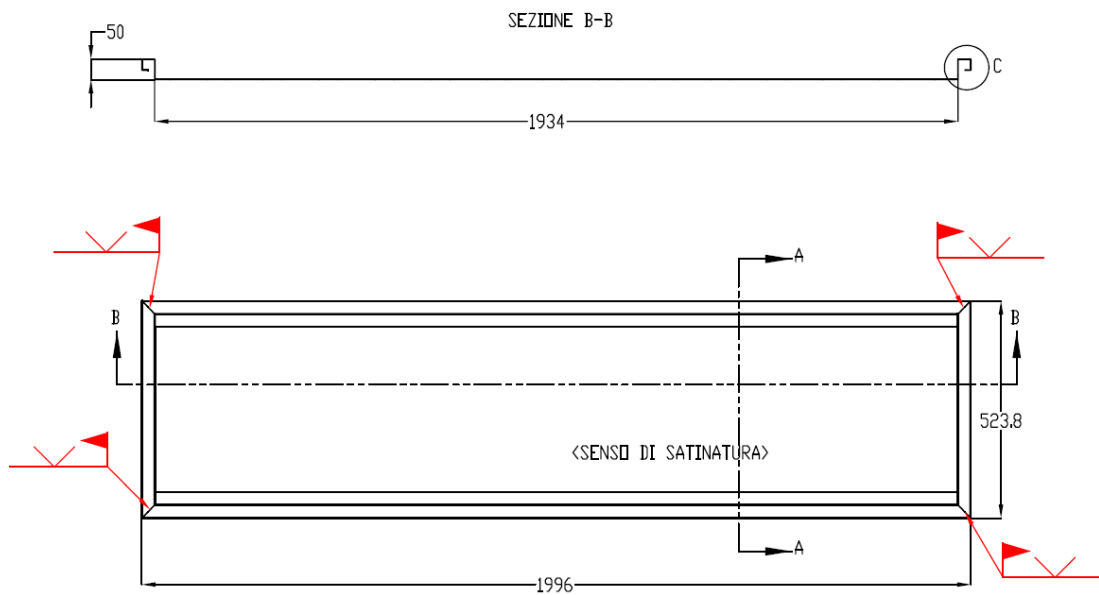


Figure 2: Additional body stretcher

13872 SS cover for standard stretcher

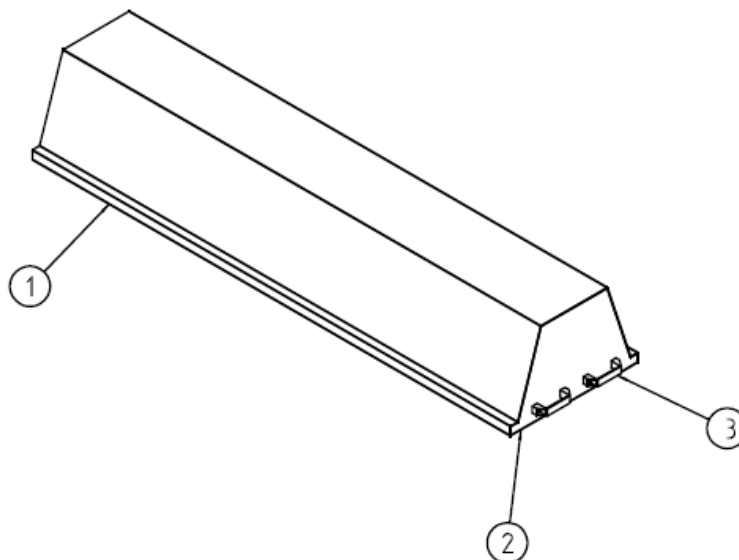


Figure 3: cover for standard stretcher

10525 CTS1 – SS hydraulic lifting cart for length bodies translation (showed aside of a chamber). Made of powder coated steel, high adjustable by foot pedal with two hydraulic pistons. Equipped with rollers for stretcher sliding with manual locking system too. Four wheels where two fixed and two pivoting (back wheels are lockable). Approx net weight 90 kg

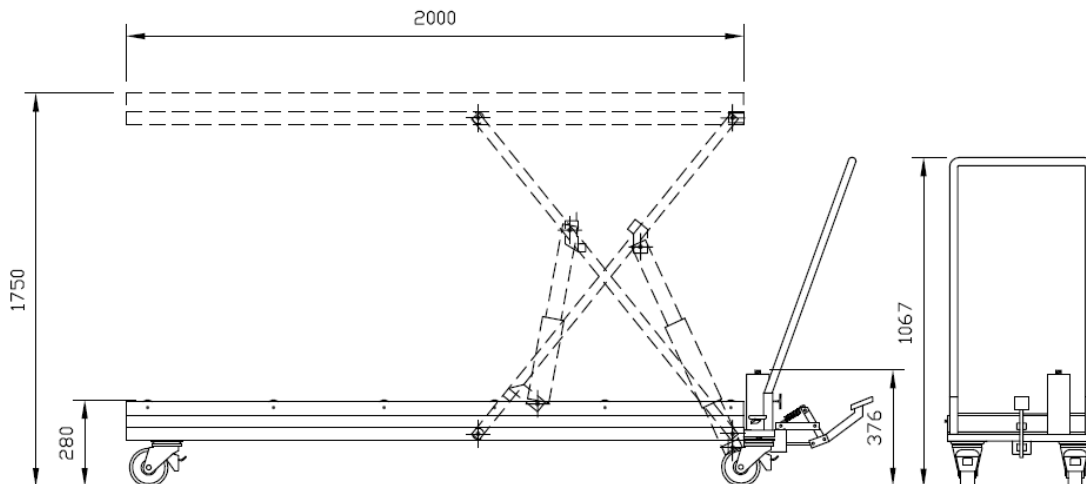


Figure 4: CTS1 - hydraulic lifter

11768 CTS2 – same as CTS1but for lateral bodies loading.

13845 CTS1-E electric lifter cart for bodies translation by length. Made of painted galvanized steel. The main frame include an electro-hydraulic lifting system battery powered. The battery can be recharged by its charger (230 VAC, 50Hz). The vertical adjustment is controlled by an up/down foot switch with a key-actuated switch to prevent unauthorized operation that works as emergency switch too. Four steerable solid rubber wheels (two of them lockable). A holding device secures the body tray or coffin plate lying on it. Approx net weight 130 kg

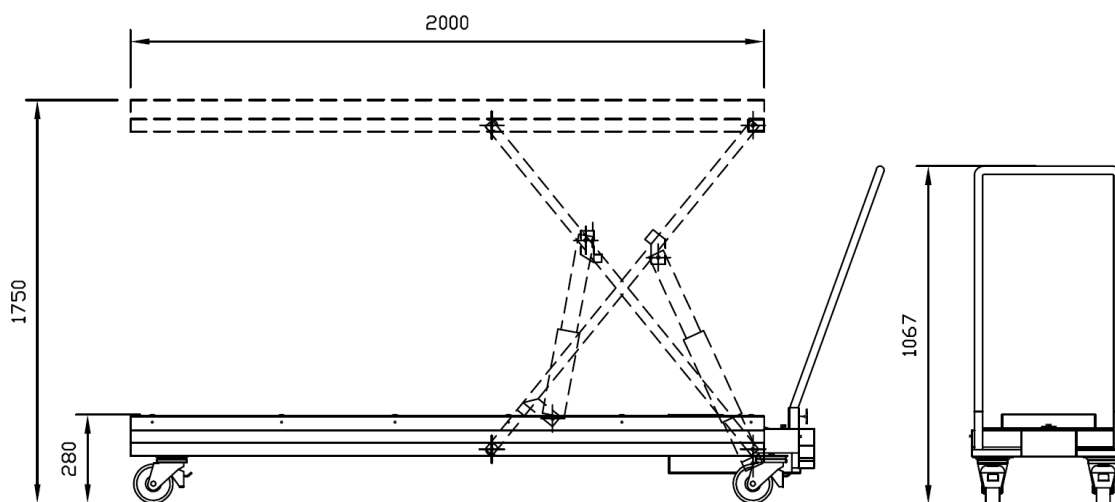


Figure 5: CTS1-E - electric lifter

A.L.S. - ANGELANTONI LIFE SCIENCE S.r.l.
Loc. Cimacolle, 464 – 06056 Massa Martana (PG) - Italy
Tel. +39-075-89551 Fax +39-075-8955312

13757 CTC2 – Cart complete with stretcher and cover for outdoor use.

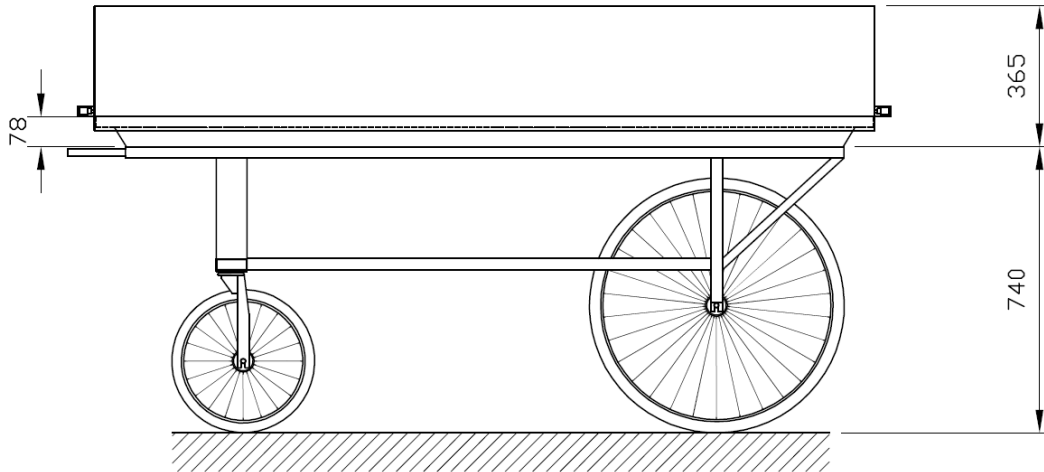


Figure 6 : CTC2 - cart complete for outdoor use

10523 TES1 – SS body displaying table. Sewage discharge drain with removable collector. Four levelling feet (adjustable). Net dimensions: 2003D x 702W x 750H mm
Approx net weight 50 kg

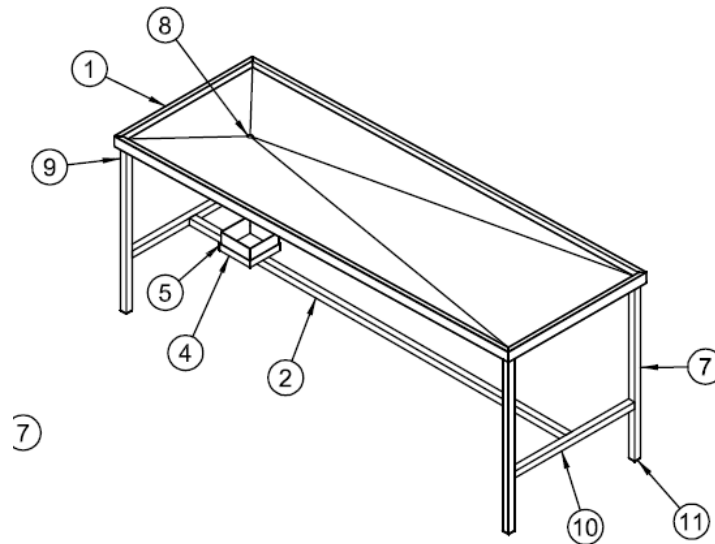


Figure 7 : TES1 - body display table

10524

TES2 – SS body displaying table with wheels. Same features as TES1 but with 4 lockable wheels. Net dimensions: 2003D x 702W x 800H mm
Approx net weight 50 kg

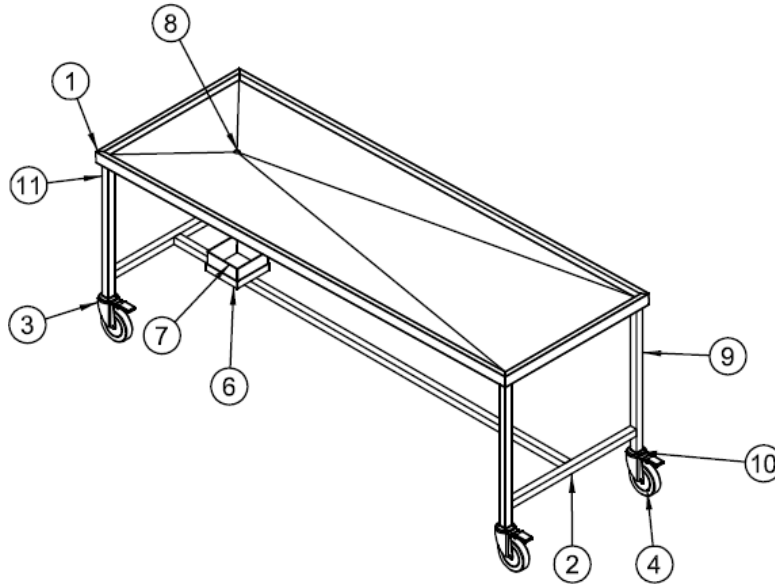


Figure 8: body display table with wheels

NOTE: all carts and lifters are designed to support up to 200 Kg