


Performance Oven

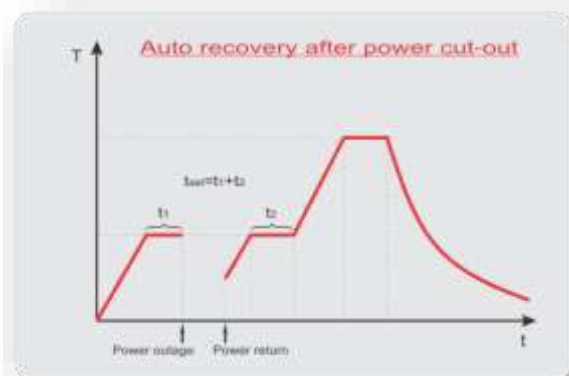
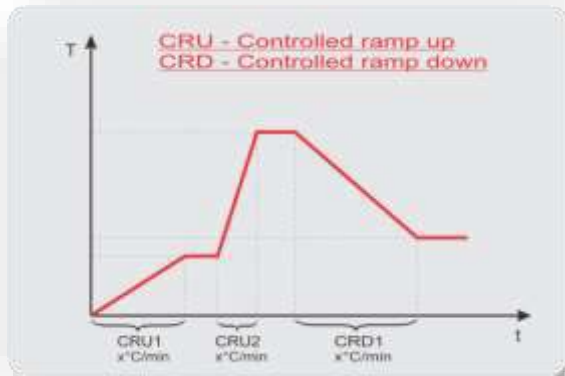
Withnell Sensors
Data Loggers, Thermocouples & Calibration






- ✓ Pilot & research hot air drying
- ✓ Drying after washing
- ✓ Material preheating
- ✓ Hot air sterilization
- ✓ Fills curing
- ✓ Tooling preheating






Controller functions:



Technical data:

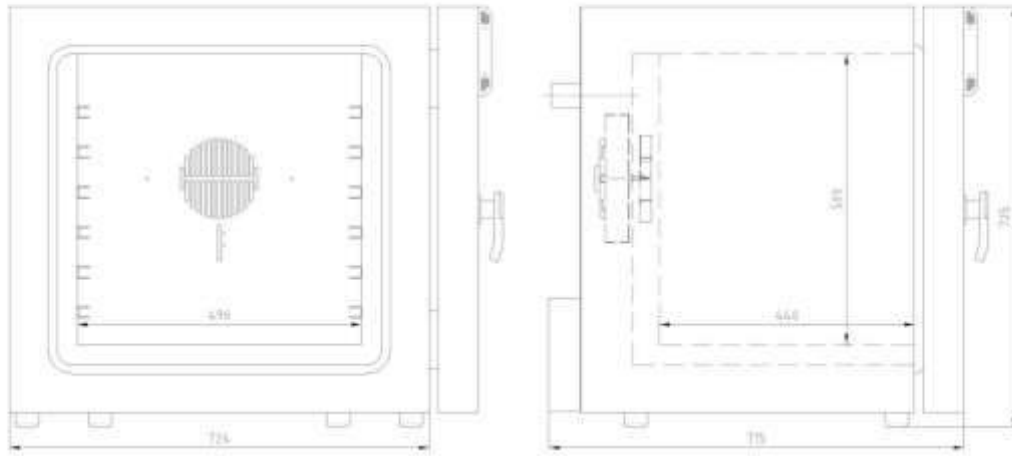
	SP-55 C	SP-105 C	SP-190 C
			
External dimensions (WxHxD) in mm	510 x 535 x 575	725 x 725 x 715	835 x 840 x 790
Internal dimensions (WxHxD) in mm	400 x 400 x 345	490 x 500 x 440	600 x 615 x 515
Volume (L)	55	107	190
Temperature range (°C)	T _{ambient} +5...300	T _{ambient} +5...300	T _{ambient} +5...300
Temperature display resolution (°C)	0,1	0,1	0,1
Temperature set resolution (°C)	0,1	0,1	0,1
Temperature stability (°C)	±0,1	±0,1	±0,1
Temperature uniformity (°C)	± 0.5 @ 60°C ± 0.9 @ 100°C ± 1.9 @ 200°C	± 0.3 @ 60°C ± 0.7 @ 100°C ± 1.7 @ 200°C	± 0.3 @ 60°C ± 0.7 @ 100°C ± 1.0 @ 200°C
Shelves	2	2	2
Max no of shelves	4	6	8
Shelve capacity (kg)	20	25	30
Max capacity (kg)	40	55	80
Heat-up rate (°C/min)	5,8	5,6	4,6
Temperature control	PID	PID	PID
Power supply	230V, 50Hz	230V, 50Hz	230V, 50Hz
Wattage (W)	1600	1700	2300
Interface	RS-232	RS-232	RS-232
Access port (mm) (as accessory)	Ø40, Ø50, Ø90	Ø40, Ø50, Ø90	Ø40, Ø50, Ø90
Exhaust duct (mm)	Ø40	Ø40	Ø40
Noise (dBA) @ 1 m distance	30	30	30
Weight (kg)	33	67	82

Technical data:

	SP-440 C	SP-910 C	SP-1300 C
			
External dimensions (WxHxD) in mm	1235 X 1025 x 835	1280 x 1975 x 870	1340 x 2105 x 990
Internal dimensions (WxHxD) in mm	1000 x 800 x 550	1000 x 1300 x 730	1060 x 1430 x 850
Volume (L)	440	949	1288
Temperature range (°C)	T _{ambient} +5...300	T _{ambient} +5...300	T _{ambient} +5...300
Temperature display resolution (°C)	0,1	0,1	0,1
Temperature set resolution (°C)	0,1	0,1	0,1
Temperature stability (°C)	±0,1	±0,1	±0,1
Temperature uniformity (°C)	± 0.3 @ 60°C ± 0.7 @ 100°C ± 1.6 @ 200°C	± 1.3 @ 60°C ± 1.7 @ 100°C ± 3.5 @ 200°C	± 1.3 @ 60°C ± 1.7 @ 100°C ± 3.5 @ 200°C
Shelves	2	2	2
Max no of shelves	10	10	10
Shelve capacity (kg)	40	45	45
Max capacity (kg)	90	130	130
Heat-up rate (°C/min)	4,7	4,3	5,8
Temperature control	PID	PID	PID
Power supply	230V,50Hz	3x400V,50Hz	3x400V,50Hz
Wattage (W)	3700	9500	10500
Interface	RS-232	RS-232	RS-232
Access port (mm) (as accessory)	Ø40, Ø50, Ø90	Ø40, Ø50, Ø90	Ø40, Ø50, Ø90
Exhaust duct (mm)	Ø40	2 x Ø60	2 x Ø60
Noise (dBA) @ 1 m distance	34	64	64
Weight (kg)	179	328	385

Ordering information and accessories:

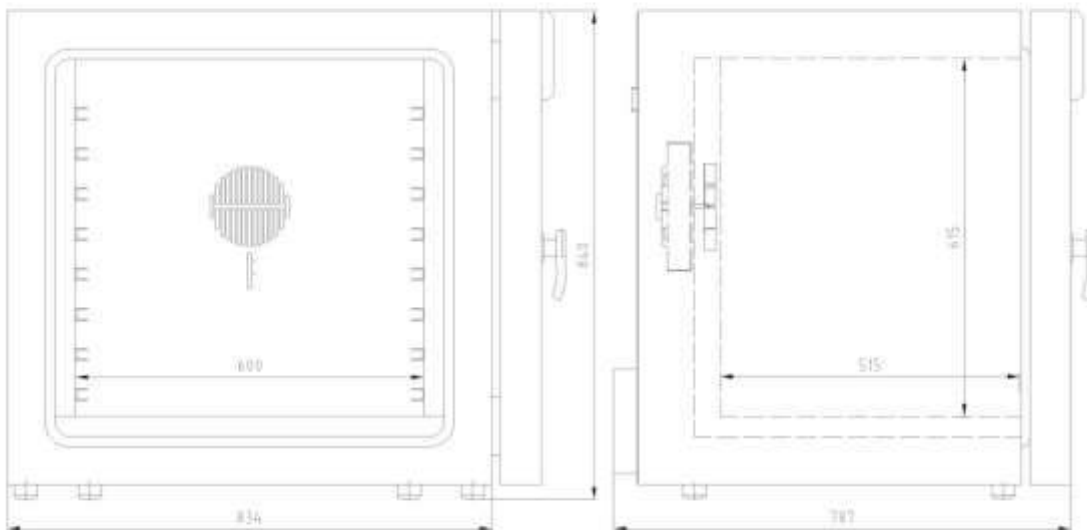
Description	Part no.
Oven SP-55 C	341
Oven SP-105 C	306
Oven SP-190 C	310
Oven SP-440 C	320
Oven SP-910 C	324
Oven SP-1300 C	328
Wire shelve SP-55 C	359
Wire shelve SP-105 C	35
Wire shelve SP-190 C	468
Wire shelve SP-440 C	355
Wire shelve SP-910 C	356
Wire shelve SP-1300 C	357
Perforated shelve SP-55 C	2627
Perforated shelve SP-105 C	370
Perforated shelve SP-190 C	2628
Perforated shelve SP-440 C	380
Perforated shelve SP-910 C	376
Perforated shelve SP-1300 C	378
Access port Ø40 mm (left side if not specified at order)	2629
Access port Ø50 mm (left side if not specified at order)	608
Access port Ø90 mm (left t side if not specified at order)	1731
USB interface	1466
Ethernet interface	1716
SP Software Monitoring & History	1663
Evaluation report (10 points, 3 temperatures)	1719
Trolley for SP-55 C	2624
Trolley for SP-105 C	2625
Trolley for SP-190 C	2622
Trolley for SP-440 C	2626
Exhaust fan for SP-55 C&SP-105 C&SP-190 C&SP-440 C	2630
Exhaust fan for SP-910 C&SP-1300 C	2631
Fresh air intake with inner adjustable aperture	2632
Observation window with inner light (190 mm x 190 mm)	252



SHIPPING	
W	830mm
H	930mm
D	820mm
max	70 kg

*we reserve the right to modifications

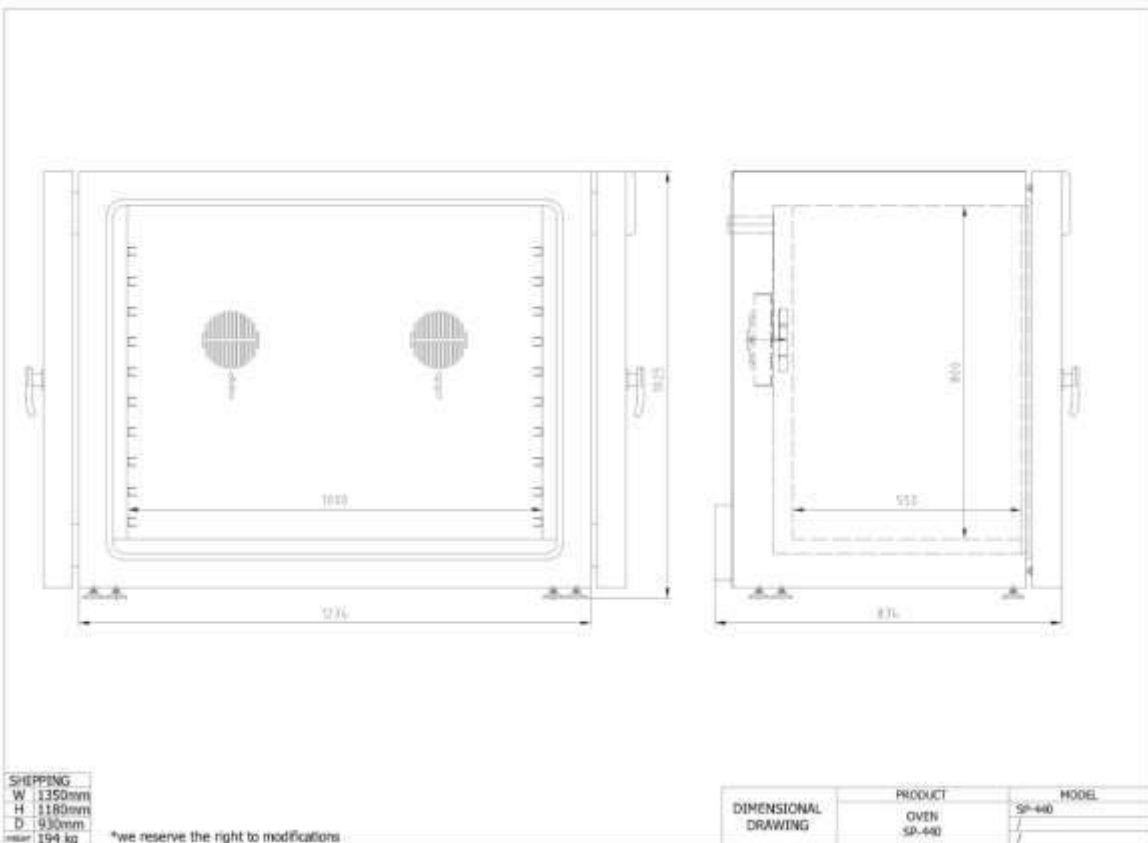
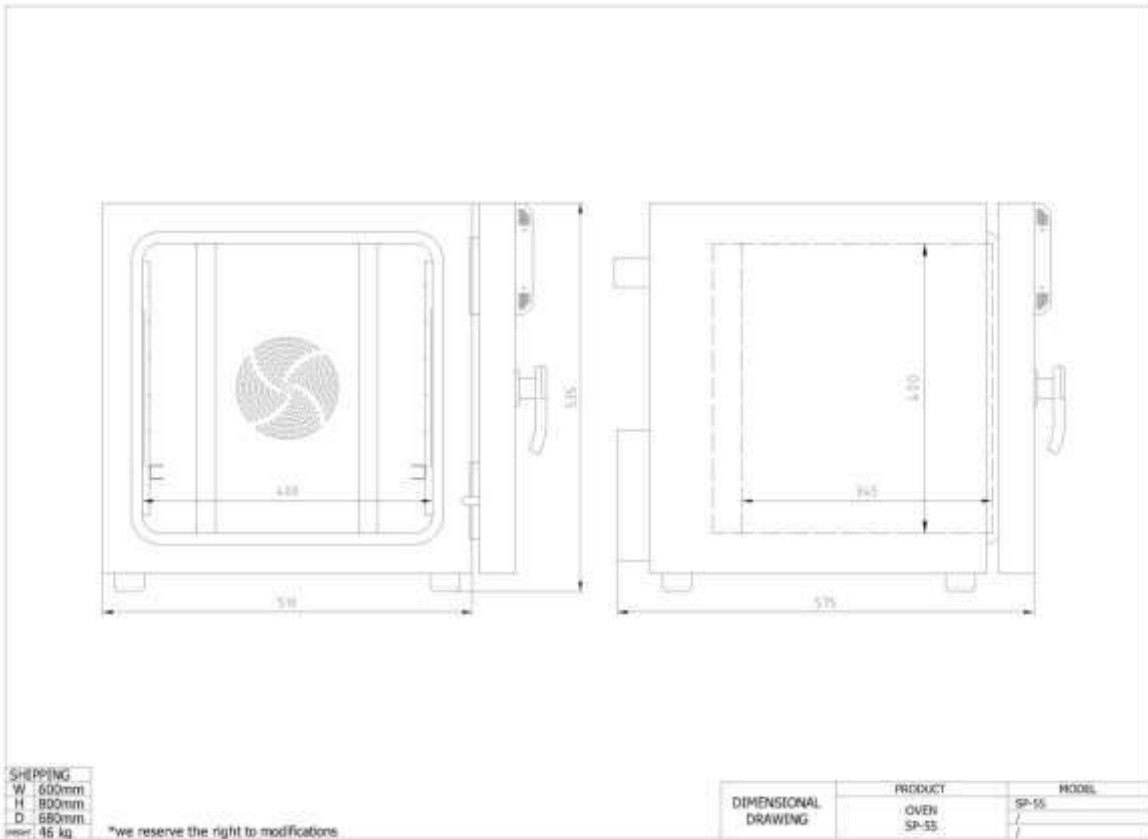
DIMENSIONAL DRAWING	PRODUCT	MODEL
	OVEN SP-105	SP-105





SHIPPING	
W	935mm
H	1060mm
D	890mm
max	105 kg

*we reserve the right to modifications

DIMENSIONAL DRAWING	PRODUCT	MODEL
	OVEN SP-190	SP-190





Withnell Sensors
Data Loggers, Thermocouples & Calibration



Withnell Sensors Ltd
The Old Silk Mill
Bury Lane
Withnell
Lancashire
PR6 8RX

+44(0) 1254-831375
www.withnellsensors.co.uk
sales@withnellsensors.co.uk

Get in Touch

- ✓ Independent, expert advice
- ✓ UK based installation engineers
- ✓ Expert after sales care
- ✓ Maintenance & service options