

Temperature Chambers


Withnell Sensors
Data Loggers, Thermocouples & Calibration



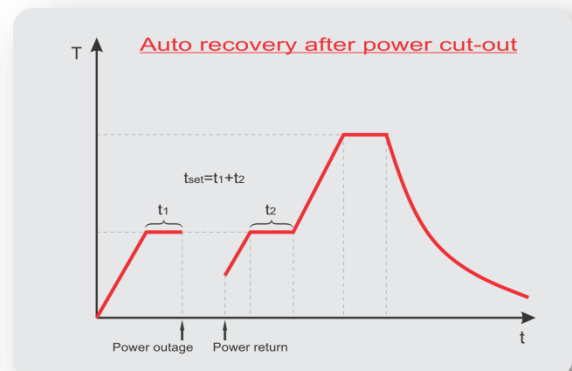
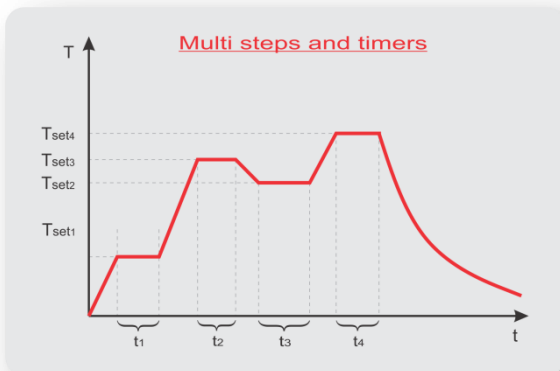
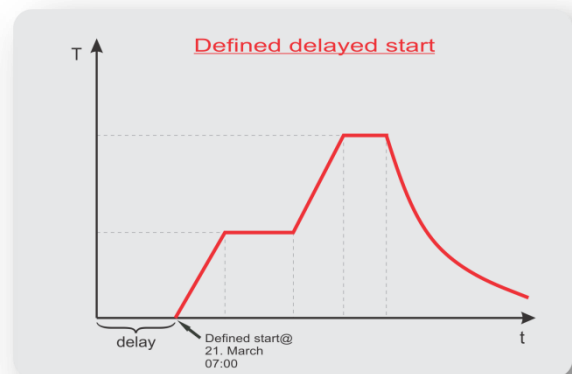
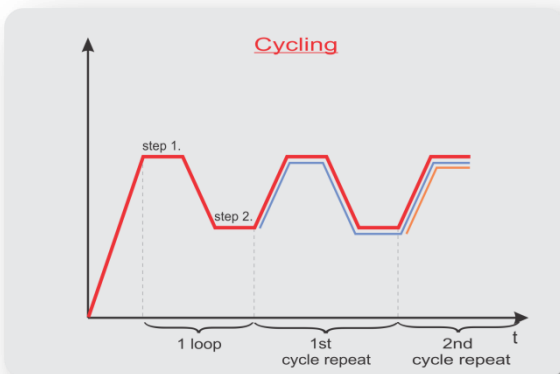
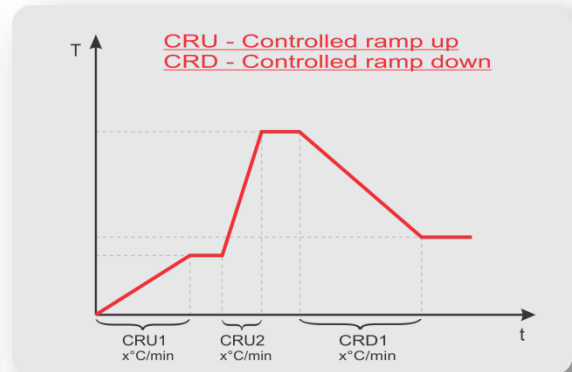
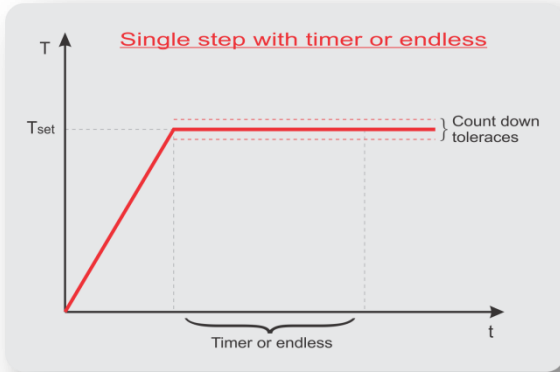
Standard Temp +5°C to +180°C

- ✓ Volumes from 50L to 1000L
- ✓ Custom sizes available
- ✓ Suitable for sensor calibration
- ✓ Superior temperature stability




www.withnellsensors.co.uk
sales@withnellsensors.co.uk






Controller functions:



Technical data:

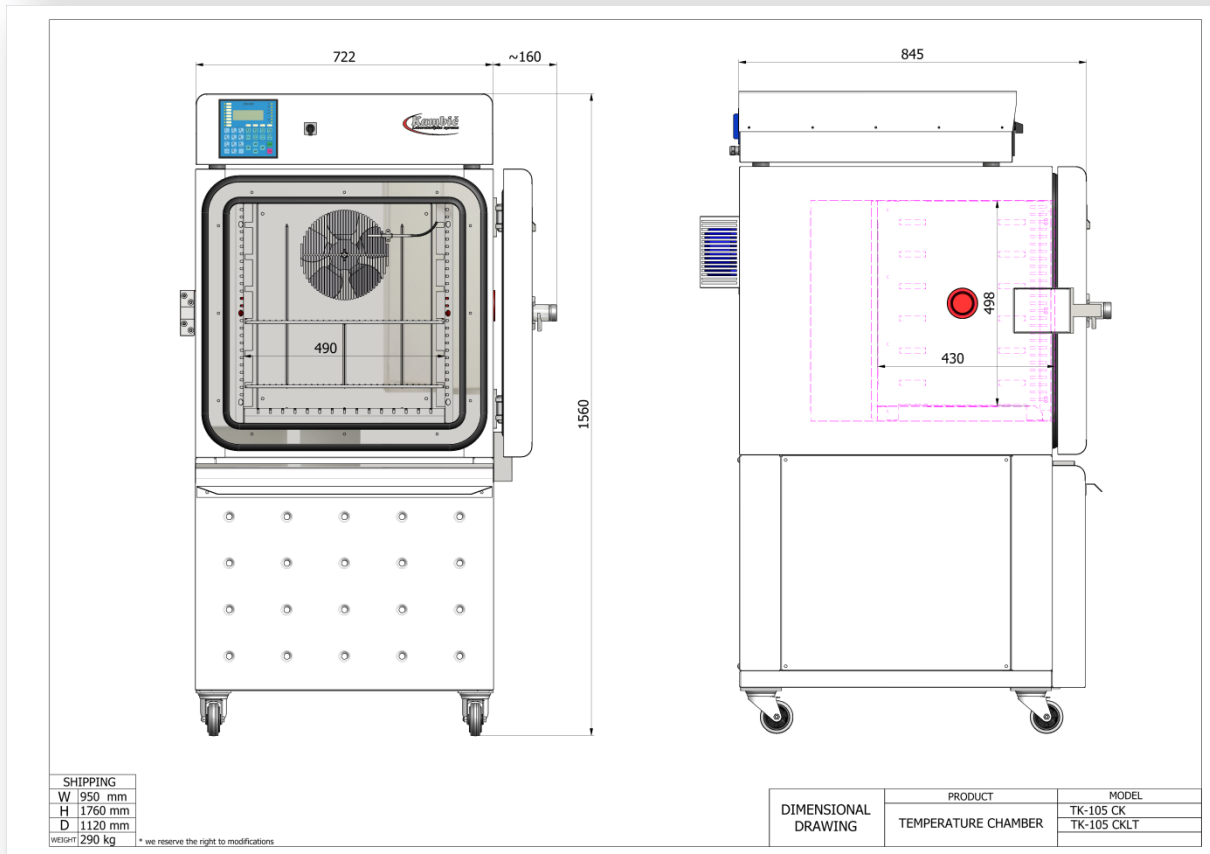
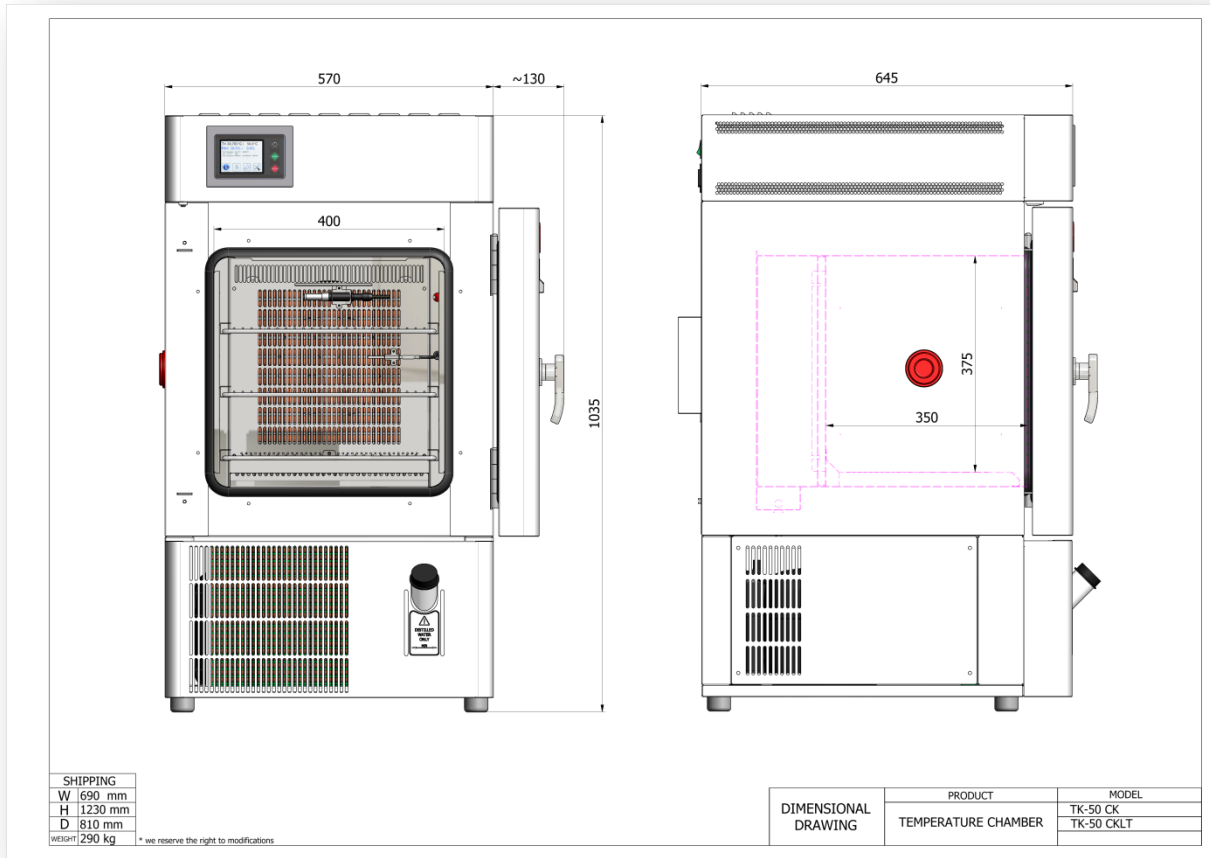
	TK-50 CK	TK-105 CK	TK-190 CK
			
External dimensions (WxHxD) in mm	570 x 1035 x 645	725 x 1560 x 845	834 x 1675 x 930
Internal dimensions (WxHxD) in mm	400 x 375 x 350	490 x 498 x 430	600 x 610 x 510
Volume (L)	~ 50	~ 105	~ 190
Temperature range (°C)	+5 ...+180	+5 ...+180	+5 ...+180
Heat up rate (°C/min) EN 60068-3-5	7,0	3,0	2,7
Cool down rate (°C/min) EN 60068-3-5	2,1	6,4	2,7
Temperature display resolution (°C)	0.1	0.1	0.1
Temperature set resolution (°C)	0.1	0.1	0.1
Temperature stability (°C)	±0,05°C @ 50°C ±0,05°C @ 90°C ±0,1°C @ 180°C	±0,08°C @ 50°C ±0,1°C @ 90°C ±0,1°C @ 180°C	±0,08°C @ 50°C ±0,1°C @ 90°C ±0,1°C @ 180°C
Temperature uniformity (°C)	±0,4°C @ 50°C ±0,4°C @ 90°C ±1,5°C @ 180°C	±0,3°C @ 50°C ±0,3°C @ 90°C ±1,5°C @ 180°C	±0,6°C @ 50°C ±0,4°C @ 90°C ±1,5°C @ 180°C
Temperature control	PID	PID	PID
Power supply	230V 50/60Hz	230V 50/60Hz	230V 50/60Hz
Wattage (W)	1700	2600	2600
Interface	RS 232 (USB or Ethernet as accessory)	RS 232 (USB or Ethernet as accessory)	RS 232 (USB or Ethernet as accessory)
Shelve	1 (max 6)	1 (max 6)	1 (max 8)
Shelve capacity (kg)	25	35	35
Max capacity (kg)	30	60	80
Access port (mm)	Ø 40 standard, (Ø 50, Ø 90 as accessory)	Ø 40 standard, (Ø 50, Ø 90 as accessory)	Ø 40 standard, (Ø 50, Ø 90 as accessory)
Noise (dBA) @ 1 m distance	58	58	58
Weight (kg)	125	238	278

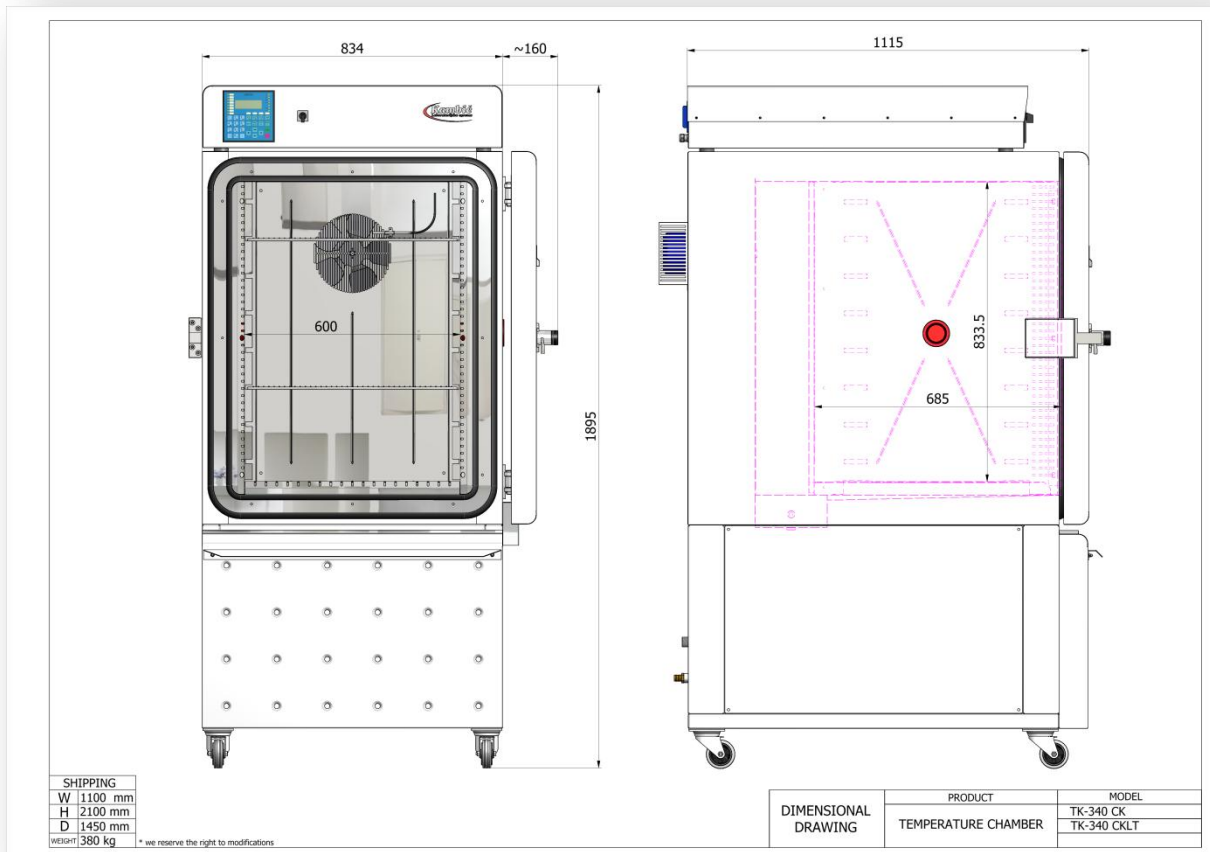
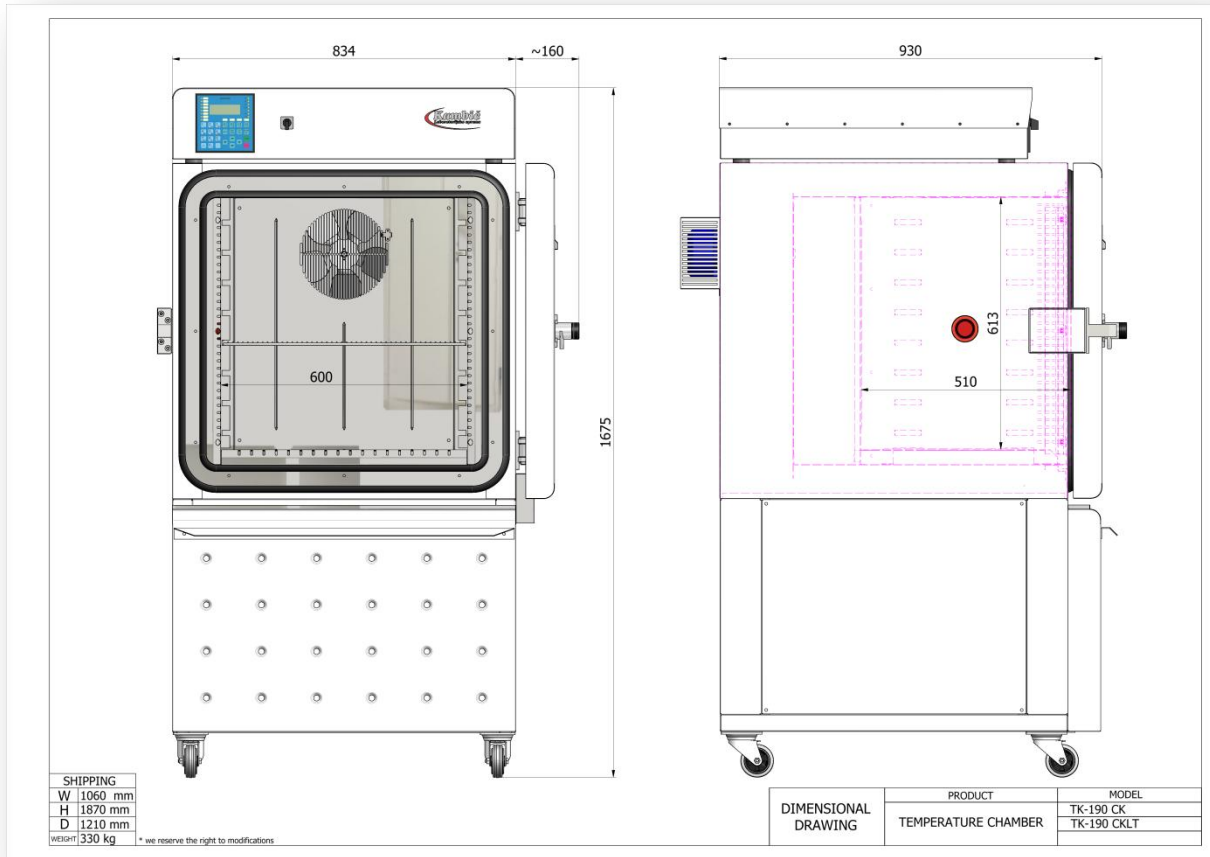
Technical data:

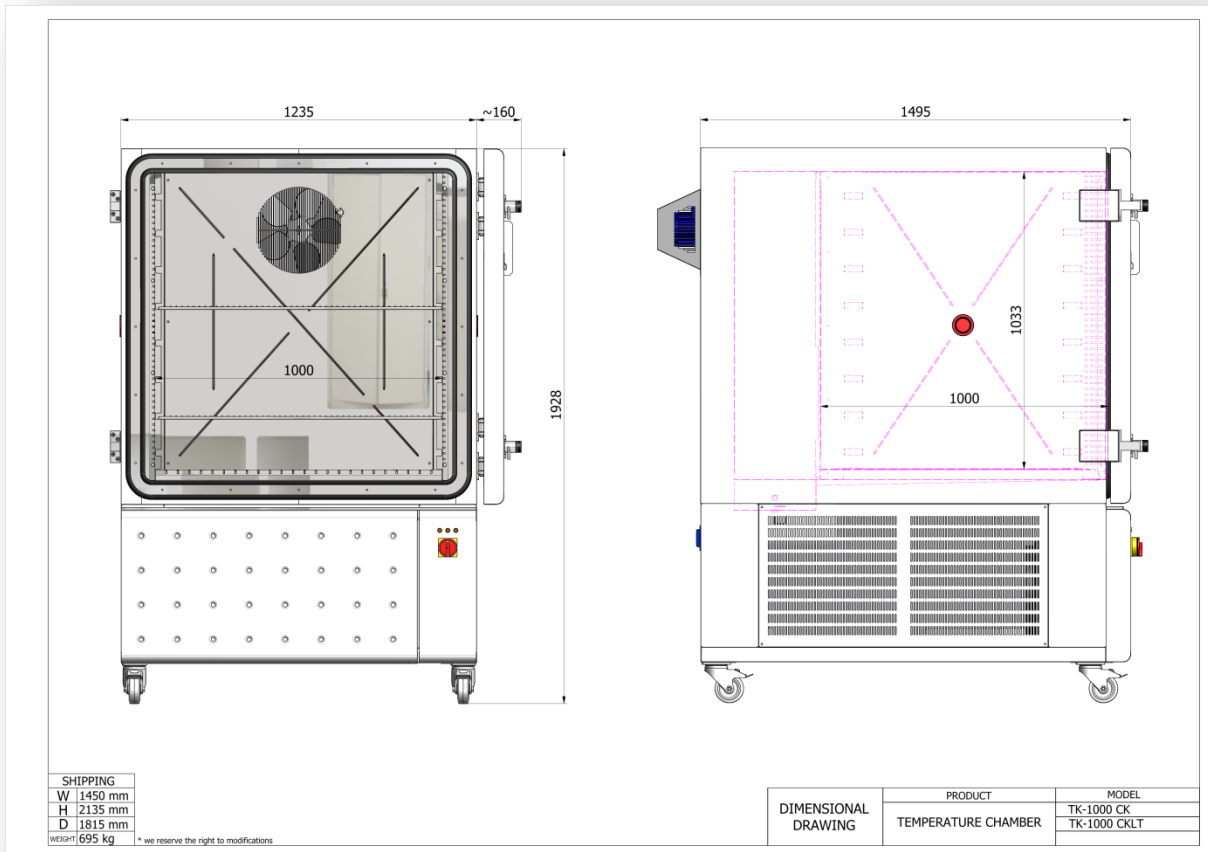
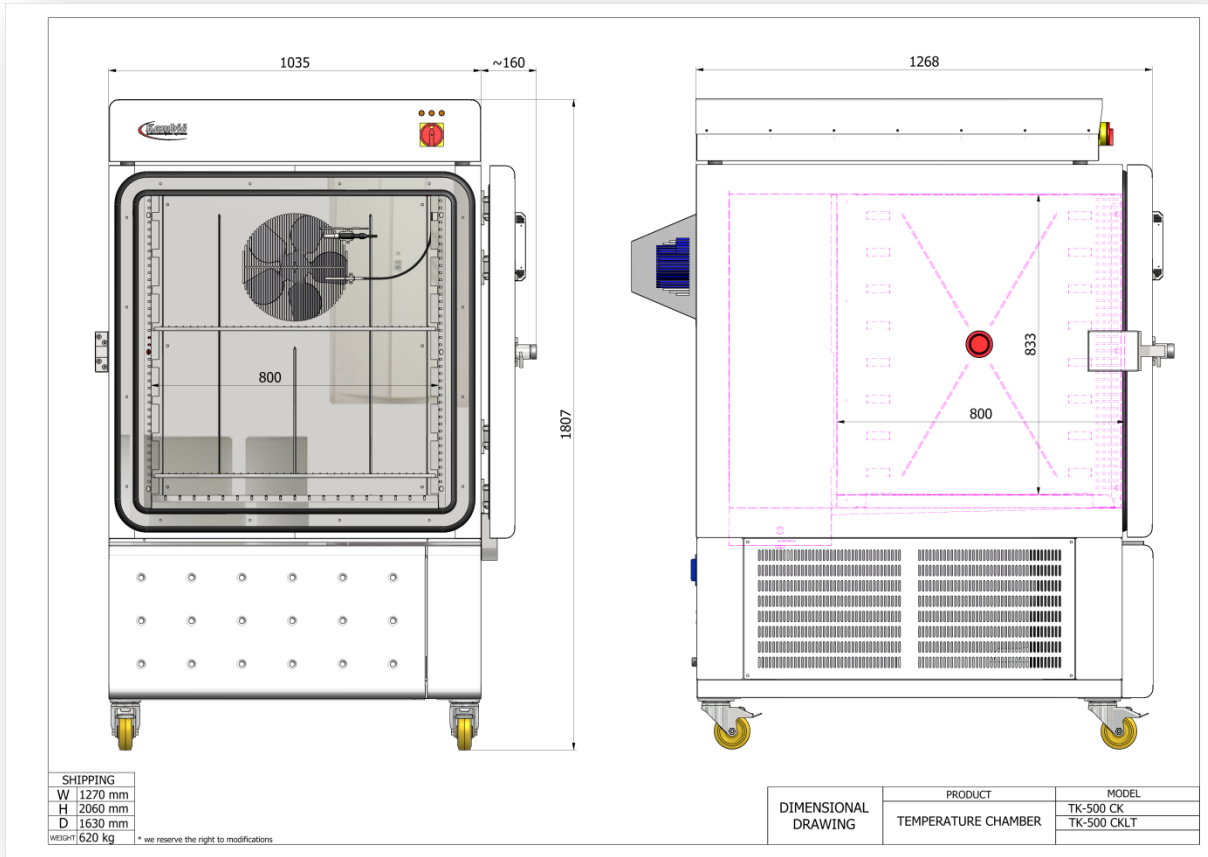
	TK-340 CK	TK-500 CK	TK-1000 CK
			
External dimensions (WxHxD) in mm	835 x 1895 x 1115	1035 x 1810 x 1270	1235 x 1930 x 1495
Internal dimensions (WxHxD) in mm	600 x 830 x 685	800 x 800 x 800	1000 x 1000 x 1000
Volume (L)	~ 340	~ 500	~ 1000
Temperature range (°C)	+5 ...+180	+5 ...+180	+5 ...+180
Heat up rate (°C/min) EN 60068-3-5	1,4	3,5	3,8
Cool down rate (°C/min) EN 60068-3-5	1,8	1,8	1,6
Temperature display resolution (°C)	0.1	0.1	0.1
Temperature set resolution (°C)	0.1	0.1	0.1
Temperature stability (°C)	±0,08°C @ 50°C ±0,1°C @ 90°C ±0,1°C @ 180°C	±0,06°C @ 50°C ±0,1°C @ 90°C ±0,1°C @ 180°C	±0,05°C @ 50°C ±0,1°C @ 90°C ±0,1°C @ 180°C
Temperature uniformity (°C)	±0,34°C @ 50°C ±0,41°C @ 90°C ±1,5°C @ 180°C	±0,3°C @ 50°C ±0,4°C @ 90°C ±1,0°C @ 180°C	±0,4°C @ 50°C ±0,5°C @ 90°C ±1,0°C @ 180°C
Temperature control	PID	PID	PID
Power supply	230V 50/60Hz	3x400V 50/60Hz	3x400V 50/60Hz
Wattage (W)	2600	8000	9000
Interface	RS 232 (USB or Ethernet as accessory)	RS 232 (USB or Ethernet as accessory)	RS 232 (USB or Ethernet as accessory)
Shelve	1 (max 8)	1 (max 8)	1 (max 8)
Shelve capacity (kg)	35	50	50
Max capacity (kg)	100	150	200
Access port (mm)	Ø 40 standard, (Ø 50, Ø 90 as accessory)	Ø 40 standard, (Ø 50, Ø 90 as accessory)	Ø 40 standard, (Ø 50, Ø 90 as accessory)
Noise (dBA) @ 1 m distance	58	58	58
Weight (kg)	324	435	604

Ordering information and accessories:

Description	Part no.
Temperature chamber TK-50 CK	1759
Temperature chamber TK-105 CK	2509
Temperature chamber TK-190 CK	2512
Temperature chamber TK-340 CK	2515
Temperature chamber TK-500 CK	1745
Temperature chamber TK-1000 CK	2518
Shelve wire TK-50 CK	1766
Shelve wire TK-105 CK	951
Shelve wire TK-190 CK	953
Shelve wire TK-340 CK	956
Shelve wire TK-500 CK	958
Shelve wire TK-1000 CK	960
Shelve perforated TK-50 CK	1765
Shelve perforated TK-105 CK	1726
Shelve perforated TK-190 CK	1728
Shelve perforated TK-340 CK	957
Shelve perforated TK-500 CK	959
Shelve perforated TK-1000 CK	961
Access Port w. Plug Ø 40 mm right	2629
Access Port w. Plug Ø 50 mm right	608
Access Port w. Plug Ø 90 mm right	1731
Observation window with illumination 370x420mm (TK-105 CK, TK-190 CK, TK-340 CK, TK-500 CK, TK-1000 CK)	252
Observation window with illumination 305x300mm (TK-50 CK)	2637
Trolley for TK-50 CK	1764
USB interface	1466
Ethernet interface	1716
RedEye TK Tool (Software Monitoring & History)	1663
Password protection	1718
Evaluation report	1719







Withnell Sensors
Data Loggers, Thermocouples & Calibration



Withnell Sensors Ltd
The Old Silk Mill
Bury Lane
Withnell
Lancashire
PR6 8RX

+44(0) 1254-831375
www.withnellsensors.co.uk
sales@withnellsensors.co.uk

Get in Touch

- ✓ Independent, expert advice
- ✓ UK based installation engineers
- ✓ Expert after sales care
- ✓ Maintenance & service options